


Clinic Summary Walkthrough

This walkthrough will demonstrate how to use POLAR to find patients who are eligible for a 3rd dose COVID 19 Vaccination.

Step 1

Open POLAR and select Reports and COVID 19 Vaccine Planning Report



Step 2

Select Clinic Active and if appropriate RACGP Active



Step 3

Selected Fully Vaccinated Patients



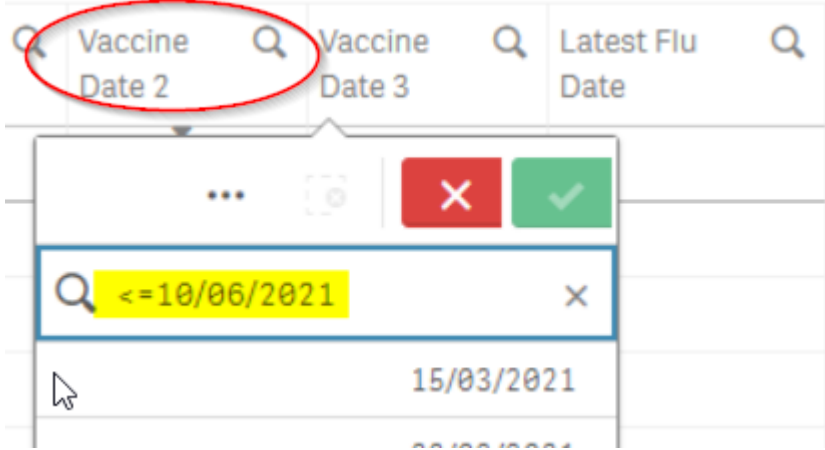

Step 4
 Then select Patient Phase Details Tab
 Click on the Vaccine Date 2 Column to sort the dates then select the dates the 2nd vaccine was given to add your recalls.

Patient ID	Patient Age	Vaccine Phase	Medicare / DVA recorded	Vaccine Status	Type	Vaccine Date 1	Vaccine Date 2
Totals							
74195	69	Phase 1b	Recorded	Fully Vaccinated*	Pf x2	13/04/2021	11/05/2021

Step 5
 Go to patient list and then export to excel



Or/
 Using only the Active patient filter
 Select the Patient phase details tab

<p>In the Vaccine Date 2 column using the search function put in the following formula</p> <p>Enter '<=10/06/2021' in the filter search (5 months before today) and enter once you have entered the date This formula will allow you to select all patients that have not had their 2nd Vaccine since 10/06/2021, that will be eligible in the next month.</p>		
<p>Go to patient list and then export to excel</p>		
<p>To find patients eligible for a booster now Clear filters except the Active patients filter and repeat with fully vaccinated requiring a booster there is no need to sort this list all these patients will be due for a booster.</p>	